







### SIM30FM1PC2

|                                |             |  |
|--------------------------------|-------------|--|
| Sensing Distance               |             | 10mm                                   |
| Sensing Face                   |             | PBT                                    |
| Switching Frequency            |             | 400 Hz                                 |
| Connection Type                |             | 2m Cable                               |
| Operational Voltage            |             | 10-30V DC                              |
| Product                        |             | Inductive Sensor                       |
| Type                           |             | Flush                                  |
| Mounting                       |             | Flush                                  |
| Dia                            |             | M30                                    |
| Insulation Voltage             | <b>Ui</b>   | 1500 VAC                               |
| Impulse Withstand Voltage      | <b>Uimp</b> | 75V DC                                 |
| Operating Temperature          |             | -25°C...+70°C                          |
| Pollution Degree               |             | 3                                      |
| Protection Degree              |             | IP67                                   |
| Hysteresis                     |             | <%15 Sr (effective operating distance) |
| Number of Contact              |             | 1                                      |
| Repeat Accuracy                |             | <0,1 Sr                                |
| Output/Contact Type            |             | PNP-NO                                 |
| Reverse Polarity Protection    |             | Available                              |
| Short Circuit Protection       |             | Available                              |
| Max. Load Current              |             | 200 mA hiccup                          |
| Temperature Drift              |             | <0,1 Sr                                |
| Time Delay Before Availability |             | ≤100 ms                                |
| No Load Current                |             | < 15 mA                                |
| Leakage Current                |             | ≤0,5mA                                 |
| Min. Load Current              |             | < 1mA                                  |
| Voltage Drop                   |             | < 2 V                                  |
| Ripple (Voltage)               |             | < %10                                  |

|   |                                       |
|---|---------------------------------------|
| <b>EMC</b>  | 61000-4-3 3V/m -- 61000-4-6 3         |
| <b>Conditional Short Circuit Current</b>  | 100A                                  |
| <b>Usage Category - Operating Current</b>   | DC13 - 200mA                          |
| <b>Body Material</b>  | Metal                                 |
| <b>Number of Cable and Cable Section</b>  | 3 x 0,34 mm <sup>2</sup>              |
| <b>Serial</b>   | SIM Series                            |
| <b>Specifications</b>   | Rapid switching                       |
|   | Easy to install                       |
|   | Short circuit and overload protection |
|   | Reverse polarity protection           |
|     |                                       |